

## MAYORGA, LEYTE - HSWG Partner Reporting Recovery Shelter Activities (as of 06-OCT-2014)

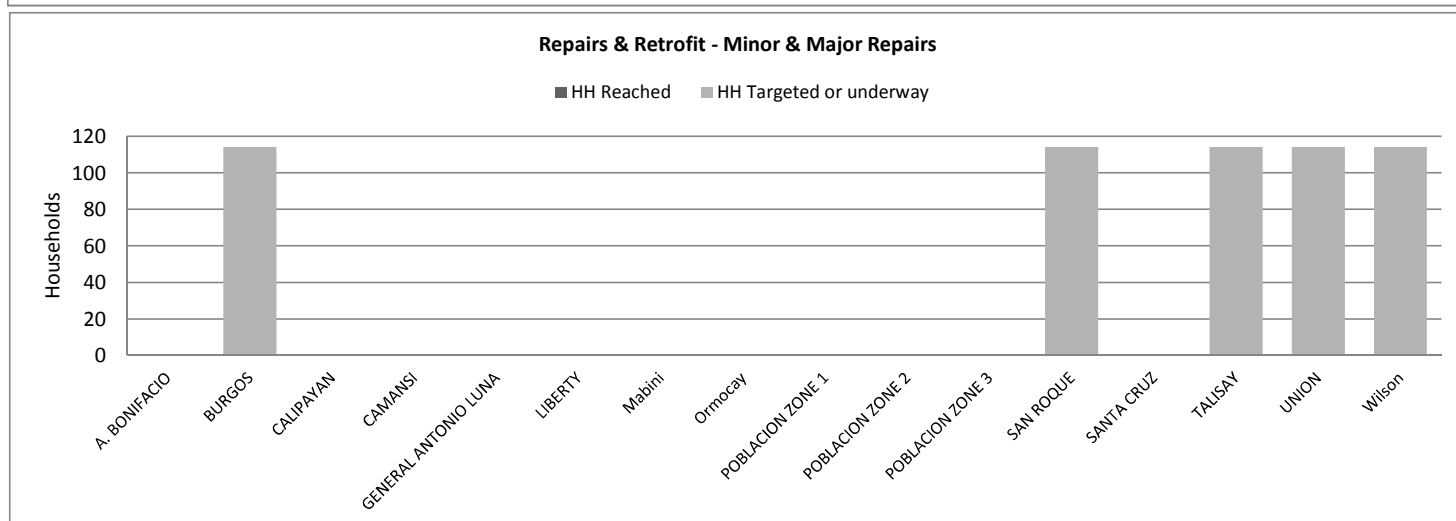
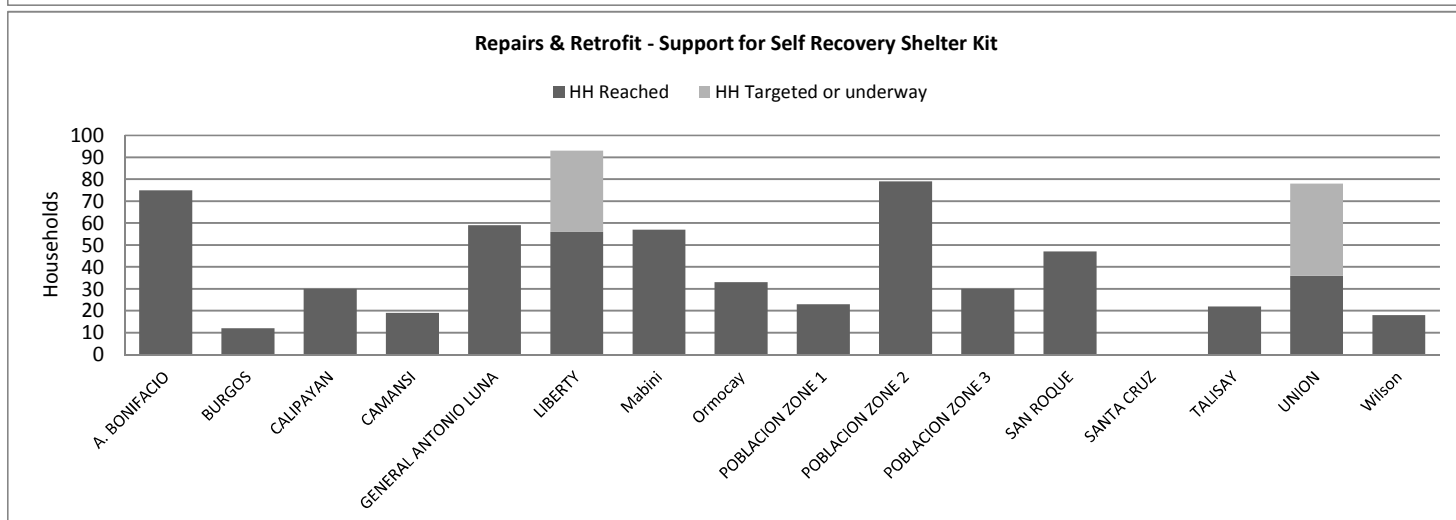
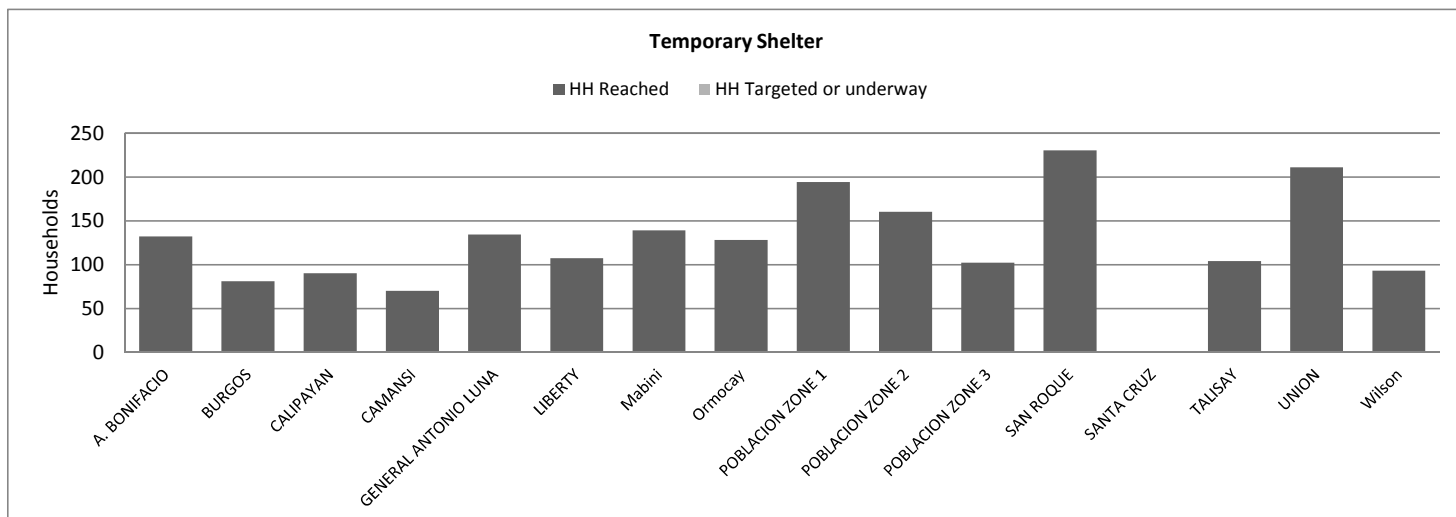
The graphs shown below represent the sum of households who have received (HH reached) or who will receive (HH targeted or underway) recovery shelter support by HSWG partner agencies. Numbers reached are those reported to the HSWG by 6th October 2014. Household number do not represent the total needs by Barangay - for this, consult with relevant Barangay or Municipality. PLEASE NOTE - scale differs in each graph.

For explanation of intervention types, please see Shelter Cluster Recovery guidelines:

<https://www.sheltercluster.org/Asia/Philippines/Typhoon%20Haiyan%202013/Documents/Recovery%20Shelter%20Guidelines.pdf>

The full data set of HSWG data can be found here:

<https://www.sheltercluster.org/Asia/Philippines/Typhoon%20Haiyan%202013/Documents/20141003%20HSWG%20Database%20for%20website.xlsx>





## MAYORGA, LEYTE - HSWG Partner Reporting Recovery Shelter Activities (as of 06-OCT-2014)

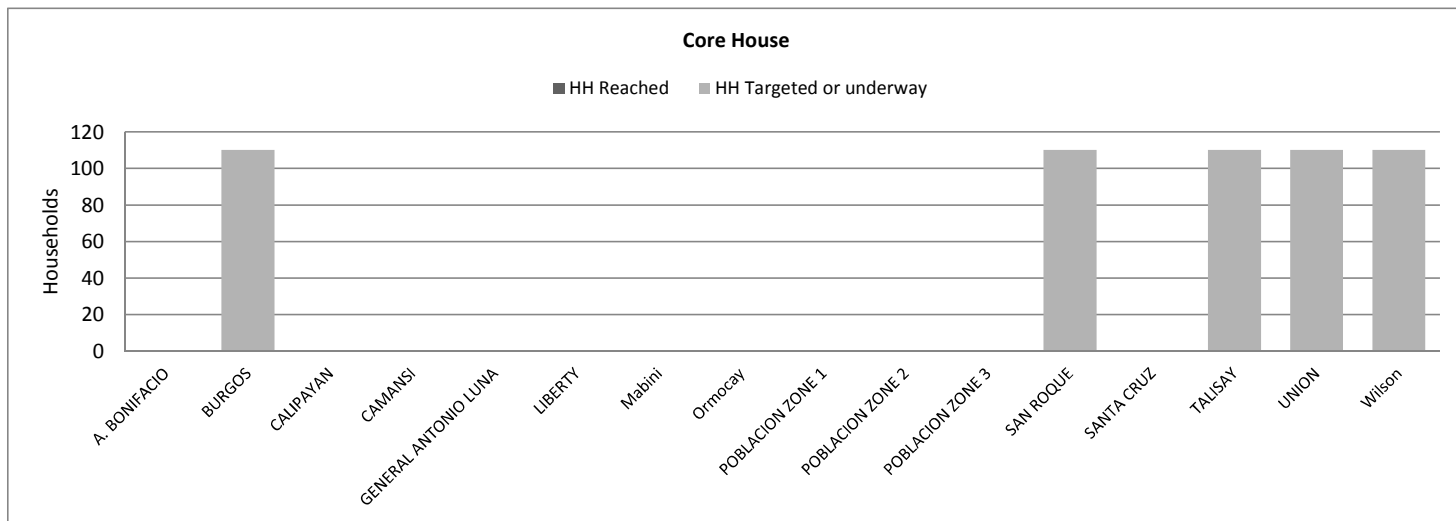
The graphs shown below represent the sum of households who have received (HH reached) or who will receive (HH targeted or underway) recovery shelter support by HSWG partner agencies. Numbers reached are those reported to the HSWG by 6th October 2014. Household number do not represent the total needs by Barangay - for this, consult with relevant Barangay or Municipality. PLEASE NOTE - scale differs in each graph.

**For explanation of intervention types, please see Shelter Cluster Recovery guidelines:**

<https://www.sheltercluster.org/Asia/Philippines/Typhoon%20Haiyan%202013/Documents/Recovery%20Shelter%20Guidelines.pdf>

**The full data set of HSWG data can be found here:**

<https://www.sheltercluster.org/Asia/Philippines/Typhoon%20Haiyan%202013/Documents/20141003%20HSWG%20Database%20for%20website.xlsm>





## MAYORGA - HSWG Partner reporting

### Recovery Shelter activities (as of 06-OCT-2014)

#### Interventions By AGENCIES

The data shown below represent the sum of households who have received (HH reached) or who will receive (HH targeted or underway) recovery shelter support by HSWG partner agencies. Numbers reached are those reported to the HSWG by 6th October 2014. The full data set of HSWG data can be found [here](https://www.sheltercluster.org/Asia/Philippines/Typhoon%20Haiyan%202013/Documents/20141003%20HSWG%20Database%20for%20website.xlsb):

<https://www.sheltercluster.org/Asia/Philippines/Typhoon%20Haiyan%202013/Documents/20141003%20HSWG%20Database%20for%20website.xlsb>

Agency	Temporary Shelter		Repairs & Retrofit		Core House		Permanent House		Total HH Reached	Total HH Targeted
	HH Reached	HH Targeted	HH Reached	HH Targeted	HH Reached	HH Targeted	HH Reached	HH Targeted		
Green Mindanao				0		79			0	79
HOPE International Development Agency, Japan			596	596					596	596
PRC - American Red Cross			0	1,097	0	600			0	1,697
Save The Children	1,975	1,975							1,975	1,975
<b>Grand Total</b>	<b>1,975</b>	<b>1,975</b>	<b>596</b>	<b>1,772</b>	<b>0</b>	<b>600</b>			<b>2,571</b>	<b>4,347</b>



## MAYORGA - HSWG Partner reporting

### Recovery Shelter activities (as of 06-OCT-2014)

#### Interventions By BARANGAYS

The data shown below represent the sum of households who have received (HH reached) or who will receive (HH targeted or underway) recovery shelter support by HSWG partner agencies. Numbers reached are those reported to the HSWG by 6th October 2014. The full data set of HSWG data can be found [here](https://www.sheltercluster.org/Asia/Philippines/Typhoon%20Haiyan%202013/Documents/20141003%20HSWG%20Database%20for%20website.xlsx):

<https://www.sheltercluster.org/Asia/Philippines/Typhoon%20Haiyan%202013/Documents/20141003%20HSWG%20Database%20for%20website.xlsx>

Barangay	Temporary Shelter		Repairs & Retrofit		Core House		Permanent House		Total HH Reached	Total HH Target
	HH Reached	HH Target	HH Reached	HH Target	HH Reached	HH Target	HH Reached	HH Target		
A. BONIFACIO	132	132	75	75					207	207
BURGOS	81	81	12	126	0	110			93	317
CALIPAYAN	90	90	30	30					120	120
CAMANSI	70	70	19	19					89	89
GENERAL ANTONIO LUNA	134	134	59	59					193	193
LIBERTY	107	107	56	93					163	200
Mabini	139	139	57	57					196	196
Ormocay	128	128	33	33					161	161
POBLACION ZONE 1	194	194	23	23					217	217
POBLACION ZONE 2	160	160	79	79					239	239
POBLACION ZONE 3	102	102	30	30					132	132
SAN ROQUE	230	230	47	161	0	110			277	501
SANTA CRUZ										
TALISAY	104	104	22	136	0	110			126	350
UNION	211	211	36	192	0	110			247	513
Wilson	93	93	18	132	0	110			111	335
(blank)			0	526	0	50			0	576
<b>Grand Total</b>	<b>1,975</b>	<b>1,975</b>	<b>596</b>	<b>1,772</b>	<b>0</b>	<b>600</b>			<b>2,571</b>	<b>4,347</b>



## MAYORGA - HSWG Partner reporting

### Recovery Shelter activities (as of 06-OCT-2014)

#### Interventions By BARANGAYS & AGENCIES

The data shown below represent the sum of households who have received (HH reached) or who will receive (HH targeted or underway) recovery shelter support by HSWG partner agencies. Numbers reached are those reported to the HSWG by 6th October 2014. The full data set of HSWG data can be found here:

<https://www.sheltercluster.org/Asia/Philippines/Typhoon%20Haiyan%202013/Documents/20141003%20HSWG%20Database%20for%20website.xlsx>

	Temporary Shelter		Repairs & Retrofit		Core House		Permanent House		Total HH Reached	Total HH Target
Barangays & Agency	HH Reached	HH Target	HH Reached	HH Target	HH Reached	HH Target	HH Reached	HH Target		
<b>A. BONIFACIO</b>	<b>132</b>	<b>132</b>	<b>75</b>	<b>75</b>					<b>207</b>	<b>207</b>
HOPE International Development Agency, Japan			75	75					75	75
Save The Children	132	132							132	132
<b>BURGOS</b>	<b>81</b>	<b>81</b>	<b>12</b>	<b>126</b>	<b>0</b>	<b>110</b>			<b>93</b>	<b>317</b>
HOPE International Development Agency, Japan			12	12					12	12
PRC - American Red Cross			0	114	0	110			0	224
Save The Children	81	81							81	81
<b>CALIPAYAN</b>	<b>90</b>	<b>90</b>	<b>30</b>	<b>30</b>					<b>120</b>	<b>120</b>
HOPE International Development Agency, Japan			30	30					30	30
Save The Children	90	90							90	90
<b>CAMANSI</b>	<b>70</b>	<b>70</b>	<b>19</b>	<b>19</b>					<b>89</b>	<b>89</b>
HOPE International Development Agency, Japan			19	19					19	19
Save The Children	70	70							70	70
<b>GENERAL ANTONIO LUNA</b>	<b>134</b>	<b>134</b>	<b>59</b>	<b>59</b>					<b>193</b>	<b>193</b>
HOPE International Development Agency, Japan			59	59					59	59
Save The Children	134	134							134	134
<b>LIBERTY</b>	<b>107</b>	<b>107</b>	<b>56</b>	<b>93</b>					<b>163</b>	<b>200</b>
Green Mindanao			0	37					0	37
HOPE International Development Agency, Japan			56	56					56	56
Save The Children	107	107							107	107
<b>Mabini</b>	<b>139</b>	<b>139</b>	<b>57</b>	<b>57</b>					<b>196</b>	<b>196</b>
HOPE International Development Agency, Japan			57	57					57	57
Save The Children	139	139							139	139
<b>Ormocay</b>	<b>128</b>	<b>128</b>	<b>33</b>	<b>33</b>					<b>161</b>	<b>161</b>
HOPE International Development Agency, Japan			33	33					33	33
Save The Children	128	128							128	128
<b>POBLACION ZONE 1</b>	<b>194</b>	<b>194</b>	<b>23</b>	<b>23</b>					<b>217</b>	<b>217</b>
HOPE International Development Agency, Japan			23	23					23	23
Save The Children	194	194							194	194
<b>POBLACION ZONE 2</b>	<b>160</b>	<b>160</b>	<b>79</b>	<b>79</b>					<b>239</b>	<b>239</b>
HOPE International Development Agency, Japan			79	79					79	79
Save The Children	160	160							160	160
<b>POBLACION ZONE 3</b>	<b>102</b>	<b>102</b>	<b>30</b>	<b>30</b>					<b>132</b>	<b>132</b>
HOPE International Development Agency, Japan			30	30					30	30
Save The Children	102	102							102	102
<b>SAN ROQUE</b>	<b>230</b>	<b>230</b>	<b>47</b>	<b>161</b>	<b>0</b>	<b>110</b>			<b>277</b>	<b>501</b>
HOPE International Development Agency, Japan			47	47					47	47
PRC - American Red Cross			0	114	0	110			0	224
Save The Children	230	230							230	230
<b>SANTA CRUZ</b>										
<b>TALISAY</b>	<b>104</b>	<b>104</b>	<b>22</b>	<b>136</b>	<b>0</b>	<b>110</b>			<b>126</b>	<b>350</b>
HOPE International Development Agency, Japan			22	22					22	22
PRC - American Red Cross			0	114	0	110			0	224
Save The Children	104	104							104	104
<b>UNION</b>	<b>211</b>	<b>211</b>	<b>36</b>	<b>192</b>	<b>0</b>	<b>110</b>			<b>247</b>	<b>513</b>
Green Mindanao			0	42					0	42
HOPE International Development Agency, Japan			36	36					36	36
PRC - American Red Cross			0	114	0	110			0	224
Save The Children	211	211							211	211
<b>Wilson</b>	<b>93</b>	<b>93</b>	<b>18</b>	<b>132</b>	<b>0</b>	<b>110</b>			<b>111</b>	<b>335</b>



## MAYORGA - HSWG Partner reporting

### Recovery Shelter activities (as of 06-OCT-2014)

#### Interventions By BARANGAYS & AGENCIES

The data shown below represent the sum of households who have received (HH reached) or who will receive (HH targeted or underway) recovery shelter support by HSWG partner agencies. Numbers reached are those reported to the HSWG by 6th October 2014. The full data set of HSWG data can be found [here](https://www.sheltercluster.org/Asia/Philippines/Typhoon%20Haiyan%202013/Documents/20141003%20HSWG%20Database%20for%20website.xlsb):

<https://www.sheltercluster.org/Asia/Philippines/Typhoon%20Haiyan%202013/Documents/20141003%20HSWG%20Database%20for%20website.xlsb>

Barangays & Agency	Temporary Shelter		Repairs & Retrofit		Core House		Permanent House		Total HH Reached	Total HH Target
	HH Reached	HH Target	HH Reached	HH Target	HH Reached	HH Target	HH Reached	HH Target		
HOPE International Development Agency, Japan			18	18					18	18
PRC - American Red Cross			0	114	0	110			0	224
Save The Children	93	93							93	93
<b>(blank)</b>			<b>0</b>	<b>526</b>	<b>0</b>	<b>50</b>			<b>0</b>	<b>576</b>
PRC - American Red Cross			0	526	0	50			0	576
<b>Grand Total</b>	<b>1,975</b>	<b>1,975</b>	<b>596</b>	<b>1,772</b>	<b>0</b>	<b>600</b>			<b>2,571</b>	<b>4,347</b>